

# 1999 LS 400 w/ Navigation

The clock in this system can be corrected using signals from the GPS. Daylight Saving Time setting or your desired time setting is available.

1. Push the "MENU" switch.





2. Touch "Adjust Clock".



**Auto Adjust:** When you touch this switch, the time is set to the GPS clock, and this switch is highlighted in green.


**Daylight Saving Time:** Daylight saving time can be set or canceled.

While daylight saving time is set, this switch is highlighted in green.

 You can adjust the clock with the  switches on the left.

**Time Zone:** You can select the time zone. Touching this switch changes to the next screen.



Touch  of your desired area. The time zone for its area is set and the previous screen returns.